




# G - BODY SHORT THROW SHIFTER

## How to use slots template



*Use a craft knife or scissors to cut out each slot/template.*



*There are only four tabs left you need to cut along already made pre-cut.*



*Cut out all three templates.*




*Each template fits perfectly into the designated slot.*




# G - BODY SHORT THROW SHIFTER


## *How to use slots template*



*Trace around the template on your choice of fabric or vinyl.*



*When you are happy with the position and traced line you are ready to cut it out.*



*Use a craft knife or scissors and cut out each traced template.*



*Use the adhesive on your material, place it, press it, **DONE!***