



DOOR HANDLES PULLS


How to use slot template




Use a craft knife or scissors to cut out each slot/template.



There are only four tabs left you need to cut along already made pre-cut.



Trace around the template on your choice of fabric or vinyl.




When you are happy with the position and traced line you are ready to cut it out.




DOOR HANDLES PULLS


How to use slot template



Use a craft knife or scissors and cut out each traced template.



You are ready to insert the cut out piece into the designated slot.



Use the adhesive on your material, place it, press it, DONE!